

SUBMISSION TO HON'BLE JUSTICE SRIKRISHNA COMMITTEE



17/06/2010

Progressive Telangana Foundation



Progressive Telangana Foundation

INTRODUCTION

Progressive Telangana Foundation (PTF) is an apolitical, not for profit organization established in the year 2005. PTF has been involved in various developmental activities mostly in rural Telangana.

Vision:

TO MAKE TELANGANA THE MOST PROGRESSIVE REGION AND TO PUT THE SMILE BACK ON THE PEOPLE OF TELANGANA

About PTF members:

Progressive Telangana Foundation is founded by professionals and successful businessmen from various parts of the region living in India and abroad. The founder members of PTF are engineers, doctors and academicians all highly qualified in their respective fields.



Progressive Telangana Foundation

Justice, Growth & Prosperity

ABOUT THIS SUBMISSION

In last several years PTF, during its interaction with rural Telangana, has come across various facts and had an opportunity for deeper understanding of the issues of the region. PTF observed the renewed agitation for separate Telangana since November 2009 and later subsequently noted the central Government's appointment of the Justice Srikrishna committee to study the issue of Separate Telangana.

During the interactions in rural Telangana PTF has come across various emotional outbursts, celebrations anticipating separate Telangana, feelings of depressions, suicides, Telangana Jataras / carnivals, innovative ideas and solutions to the problems, demonstrations, confusion of the people regarding the reasons for injustice and backwardness etc. In general the people of Telangana are under the impression, great injustice is being perpetuated against them

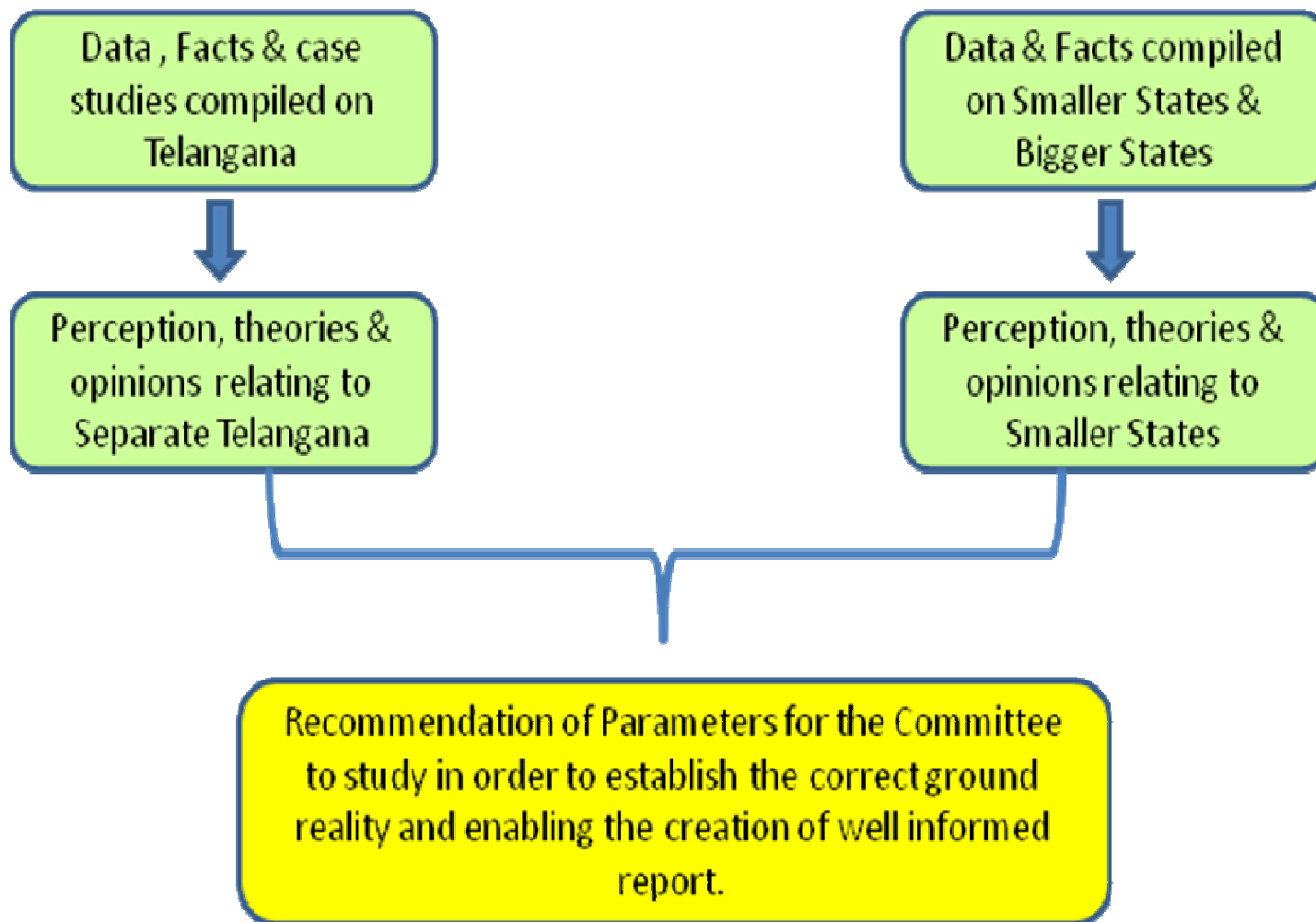
PTF also conducted some studies, surveys and research with its limited resources, to understand the issues better.

PTF thought that the data and facts it collected during its experiences will be useful to the Justice Srikrishna committee in preparing the report.

PTF believes that Hon'ble Justice Srikrishna committee is the most respectable and competent authority to analyze the issues and create objective report. We believe it is only through such objective reports true Justice will be/may be delivered to the people of Telangana.



Progressive Telangana Foundation Structure of this Submission





Progressive Telangana Foundation

Facts Collected on Telangana - Political

“In a Democracy, we govern ourselves.... and among us the majority’s opinion prevails.

If the “we” is divided into “Us and them” and “them” are in greater numbers, then “They” will always win... resulting in great injustice to “Us”.

The Purpose and Structure of Democracy stand broken”

- The Number of MLA’s in the Legislative Assembly in Andhra Pradesh 294. Number of MLA’s from Andhra Region 175. The number of MLA’s from Telangana Region 119
- 17 MP’s from Telangana and 25 MP’s from Andhra
- The Two main political parties in Andhra Pradesh are internally divided within themselves on clear regional lines.
- All Telangana region CM's combined tenure is hardly 7 years out of the 60 years since the formation of the combined state.



Progressive Telangana Foundation

Facts Collected on Telangana – Skewed Development

- Funds Allocation- Various Departments
- Irrigation & Water Allocation
- Revenue Collection
- Education & Literacy
- Government Jobs
- Hospitals & Healthcare
- Industry & Ancillaries

Great Injustice to Telangana Region



Progressive Telangana Foundation

Parameters to be examined

While the authenticity, interpretation and inferences of the above facts and data can be debated; PTF believes the study of the following parameters will establish correct ground reality for enabling the creation of a well informed report in the best interest of the public, the regions and the nation.



Progressive Telangana Foundation “Injustice within Injustice”

The cascading effect of Skewed Development /Parochialism ..

- **Electricity Department-** Numbers of transformers allocated to Telangana Region is significantly lower than Costal Andhra. Even among those transformers allocated to Telangana Region most of them are allocated to Costal Andhra Settlers in Telangana. Reason: the Electricity Board Officials are from Costal Andhra.
- **Loans disbursed:** to farmers in Telangana significantly lower than Costal Andhra. Even among those loans disbursed in Telangana Region most of them are given to Costal Andhra Settlers in Telangana. Reason: the officials are from Costal Andhra.

Skewed Allocation + Parochialism = “Injustice within Injustice”



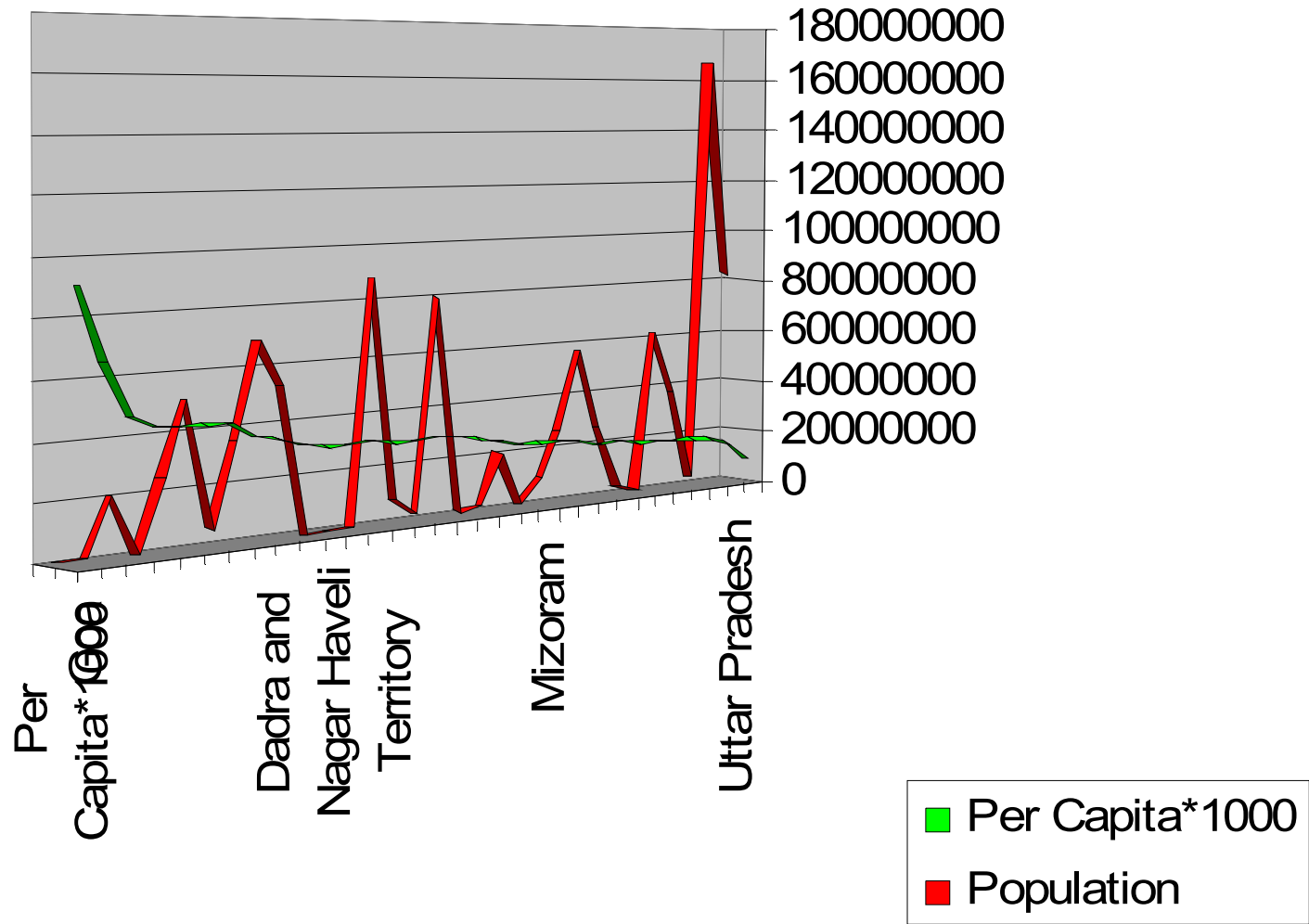
Progressive Telangana Foundation “Injustice within Injustice”

- **Allocation of houses** disproportionately to Andhra Settlers in Hyderabad and Telangana Region by AP Housing Board on land cheaply acquired from Telanganites
 - Kukatpally
 - Saidabad
 - Vanasthalipuram --- Etc.
- **Allocation of Ancillaries**
 - APSEB
 - Singareni
 - AP Steels/Sponge Iron
- **Water Diverted:** Lesser allocation of new resources and Diversion of Traditional Resources... Pakhala, Wyra, etc.



Progressive Telangana Foundation

Facts on Smaller States - Per Capita GDP Vs State Size:



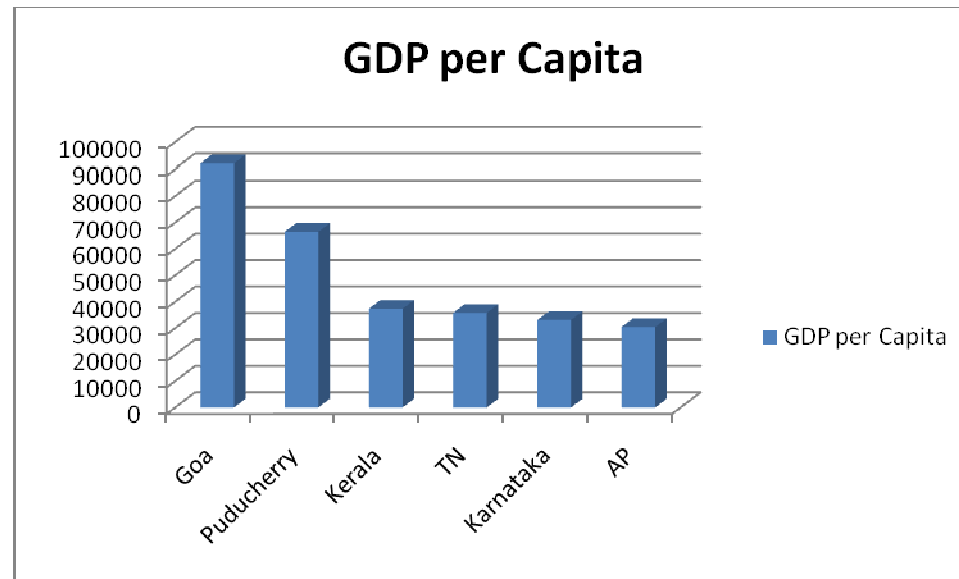
Larger the state poorer the people. ...exceptions like Maharashtra (Mumbai included)



Progressive Telangana Foundation

Facts on Smaller States - Per Capita GDP Vs State Size:

	GDP/Capita	Population
Goa	92,010	1347668
Puducherry	66,478	971298
Kerala	37,372	35518177
Tamil Nadu	35,818	68753789
Karnataka	33,129	52850561
Andhra Pradesh	30,485	88295045

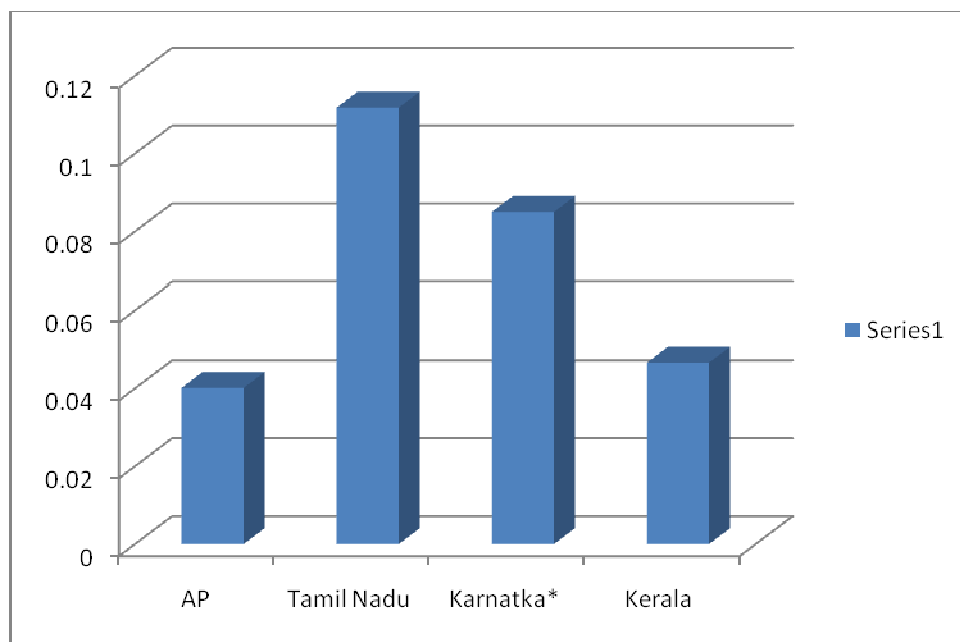


South India Data: Larger the state poorer the people. Even more pronounced in South



Progressive Telangana Foundation Data Job Creation Vs Size of the state

State wise Per Capita PF collection Index:- Represents per capita jobs created in service sector, manufacturing and agriculture



AP	0.040136422
TN	0.111814535
Karnataka*	0.085026664
Kerala	0.046619282

Smaller states create more formal jobs. Even communist state like Kerala which supposedly do not encourage industries has more formal jobs per capita than AP



Progressive Telangana Foundation

Facts on Smaller States – School Dropout Rates

Classes I –VII

	Boys	Girls	Total
Andhra Pradesh	61.25	65.16	63.09
Karnataka	50.8	51.2	50.99
Kerala	-	-	-
Tamil Nadu	43.95	35.43	40.07
Pondicherry	2.6	3.27	2.92

Note :As on 30th Sep 2004

Classes I – X

	Boys	Girls	Total
Andhra Pradesh	76.51	77.58	76.98
Karnataka	61.27	65.34	63.18
Kerala	23.82	14.29	19.15
Tamil Nadu	57.97	58.89	58.4
Pondicherry	34.7	32.66	33.73

Note : As on 30th Nov 2004

Smaller States perform Better



Progressive Telangana Foundation
Social Causes for Difference in Attitude
(Hon'ble Justice Fazal Ali commission's apprehensions proved)

Telangana

Feudalism 

Corruption 

Middle Class 

Andhra

Feudalism 

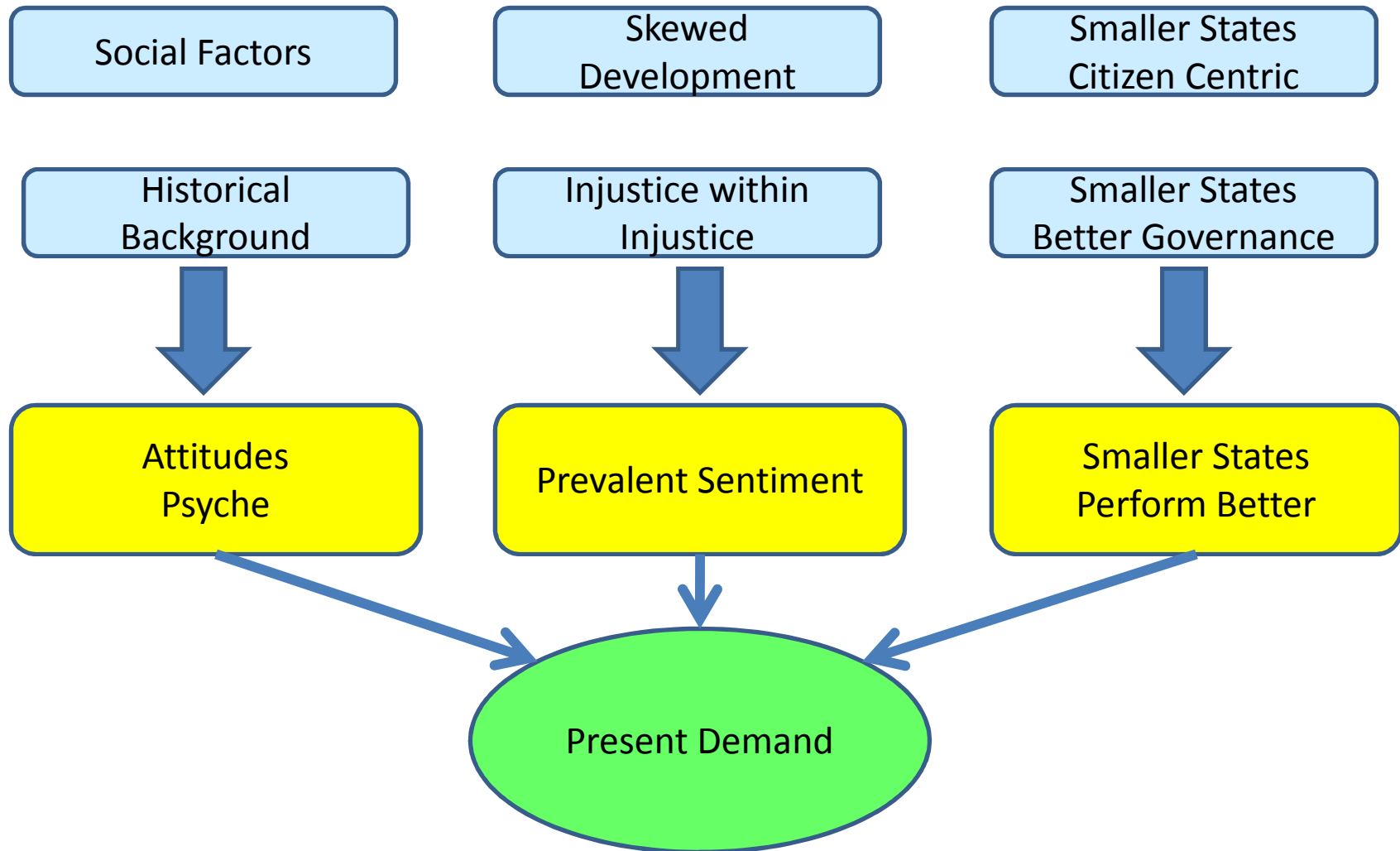
Corruption 

Middle Class 

Telangana Public inexperienced in the "Art of Bribery"



Progressive Telangana Foundation





Progressive Telangana Foundation

Future of Telangana

- Reduced Regional Skew
- Job Creation/Industry
- HR Development
- Retention, local value addition, utilization of Resources
- Retention and Development of Culture, Tradition
- Bridging India



Progressive Telangana Foundation

Thank you for the opportunity.

**Look forward to Justice for Telangana to achieve its
destiny as the Heart of India!**

Glad to provide any further assistance

Progressive Telangana Foundation

35, Sai Enclave, Road No12, Banjara Hills,
Hyderabad- 500034, AP, INDIA,

Phone No: +91- 9491440555

Email: info@progressivetelangana.com